

Office of Inspector General

City of New Orleans

Map Supplement for:
**Review of New Orleans
Security Taxing Districts**

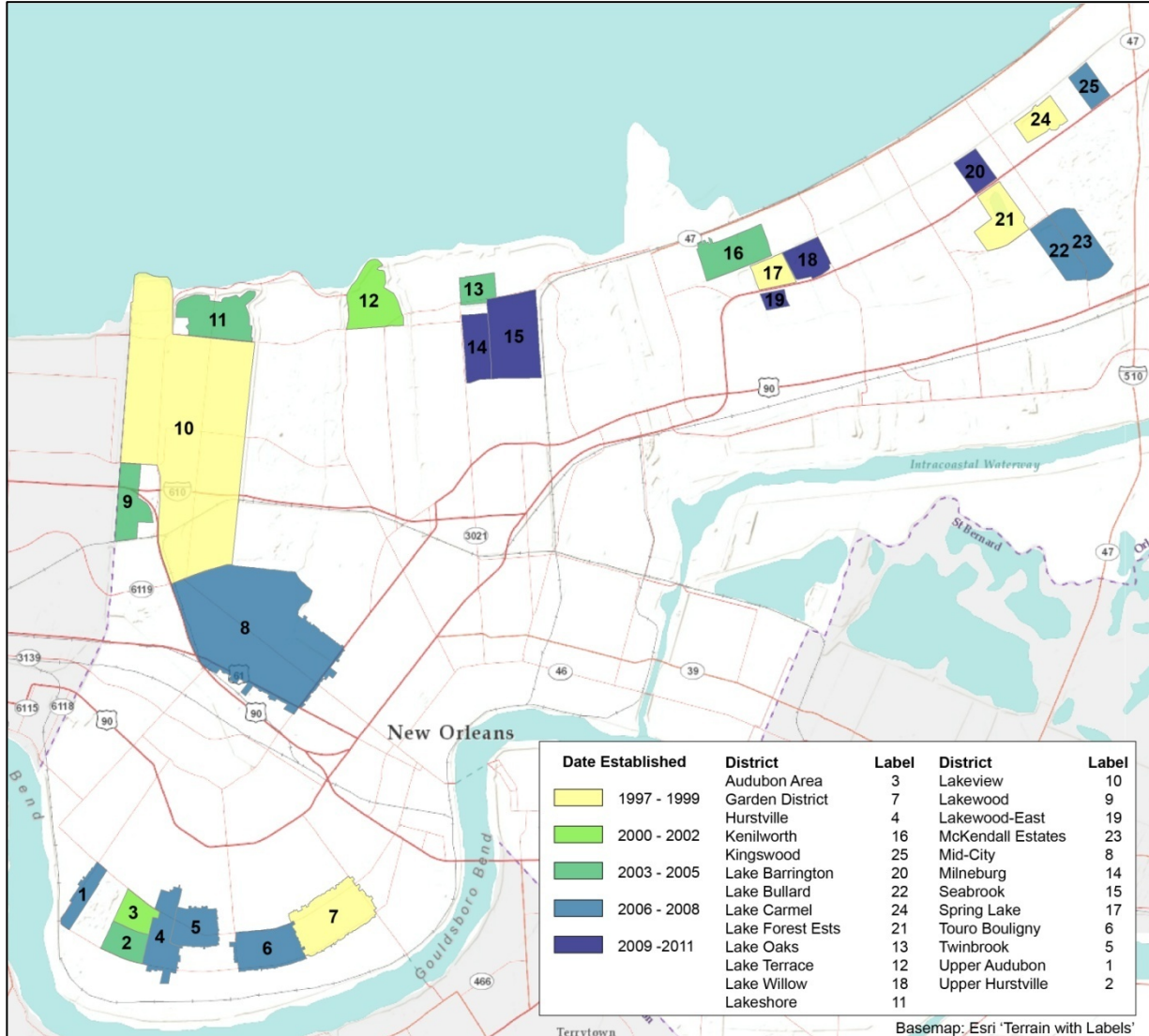
**E. R. Quatrevaux
Inspector General**

Final Report

September 24, 2013

Security Districts Date Established

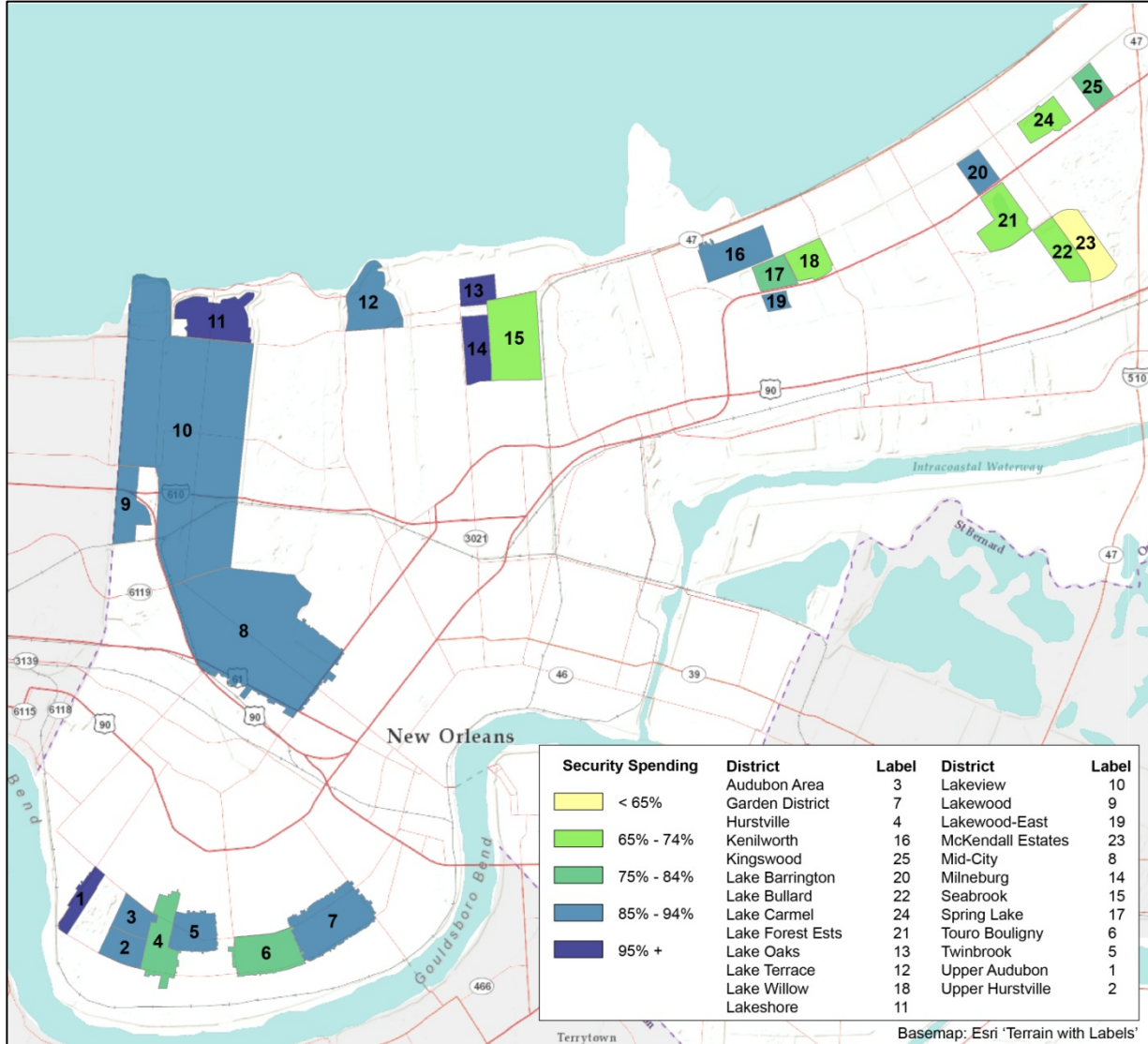
Year Approved in Referendum



District	Date Established
Lake Forest Estates	1997
Spring Lake	1998
Garden District	1998
Lakeview	1998
Lake Carmel	1999
Audubon Area	2002
Lake Terrace	2002
Upper Hurstville	2003
Lakewood	2004
Kenilworth	2004
Lake Oaks	2004
Lakeshore	2004
Touro Bouligny	2006
Twinbrook	2006
Kingswood	2007
Hurstville	2007
McKendall Estates	2008
Lake Bullard	2008
Mid-City	2008
Upper Audubon	2008
Seabrook	2010
Lake Willow	2010
Lakewood-East	2010
Milneburg	2010
Lake Barrington	2011

Security Districts Patrol Spending

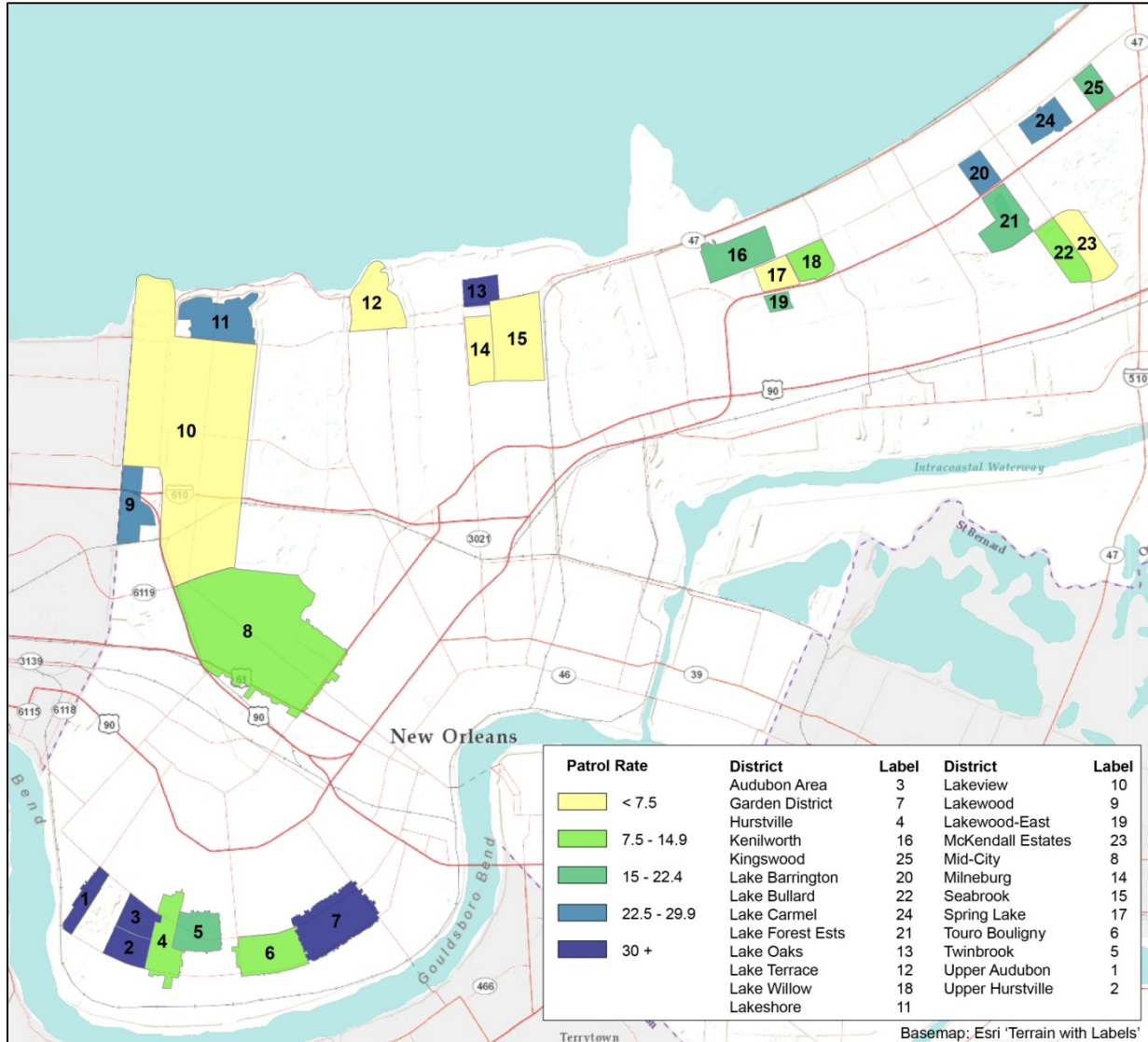
Security Budget as Percent of Total Budget, 2013



District	Percent Security Spending
McKendall Estates	29%
Lake Bullard	68%
Seabrook	69%
Lake Forest Estates	72%
Lake Carmel	75%
Lake Willow	75%
Kingswood	80%
Spring Lake	82%
Touro Bouligny	85%
Hurstville	85%
Garden District	88%
Lakeview	89%
Audubon Area	90%
Twinbrook	90%
Mid-City	90%
Lake Terrace	91%
Upper Hurstville	92%
Lakewood	94%
Lake Barrington	94%
Kenilworth	94%
Lakewood-East	94%
Lake Oaks	97%
Lakeshore	97%
Upper Audubon	98%
Milneburg	99%

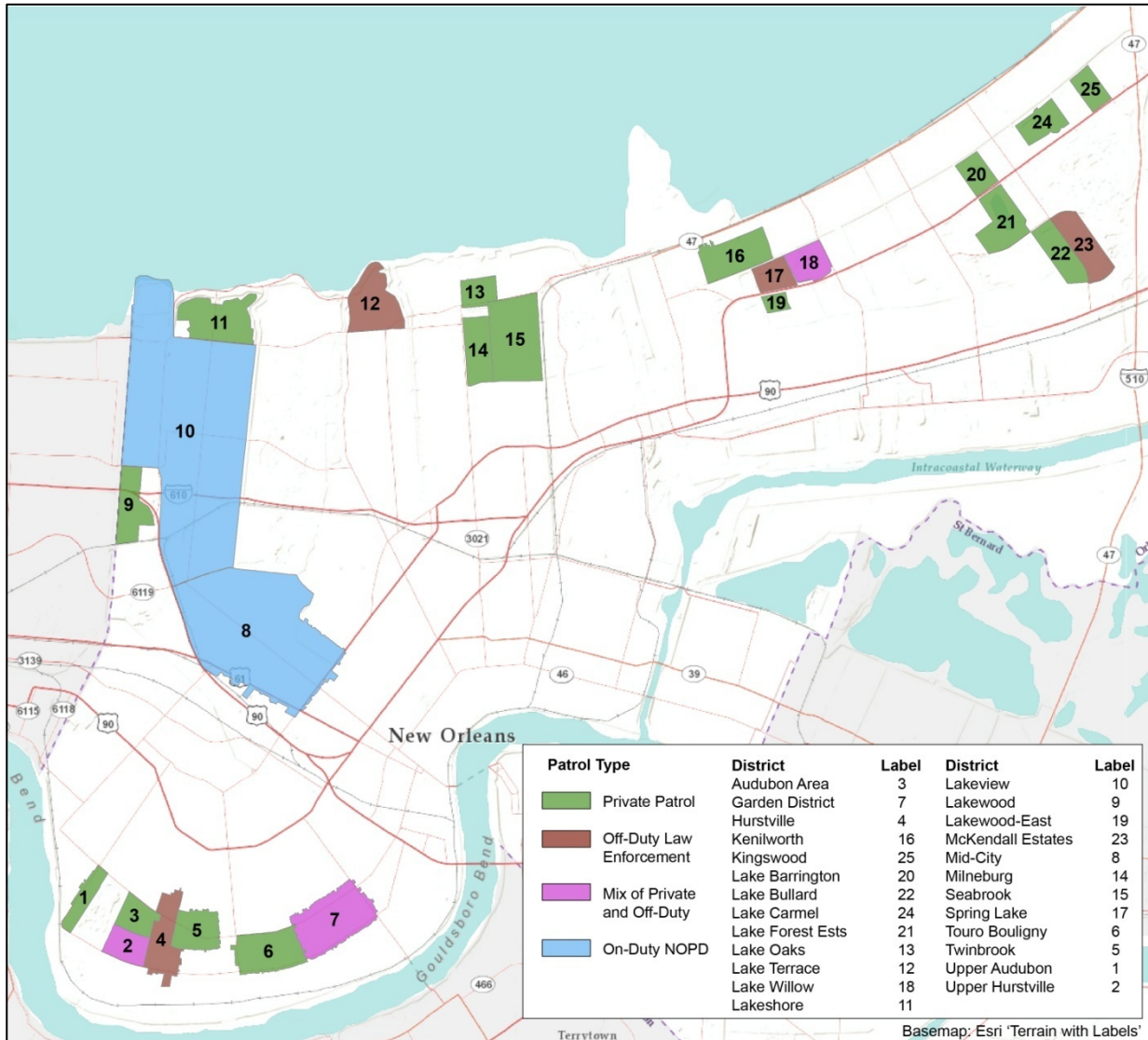
Security District Patrol Rates

Patrol Hours per Week per Road Mile



District	Patrol Rate
McKendall Estates	1.7
Lakeview	4.2
Seabrook	5.2
Milneburg	5.6
Spring Lake	6.3
Lake Terrace	6.7
Lake Willow	9.4
Lake Bullard	10.2
Mid-City	12.5
Hurstville	14.5
Touro Bouligny	14.7
Lake Forest Estates	15.8
Lakewood-East	17.4
Kenilworth	18
Kingswood	18.2
Twinbrook	19.6
Lake Barrington	22.9
Lakeshore	25.8
Lakewood	27
Lake Carmel	28.2
Garden District	31.3
Upper Hurstville	34.1
Lake Oaks	34.2
Upper Audubon	36.2
Audubon Area	38.1

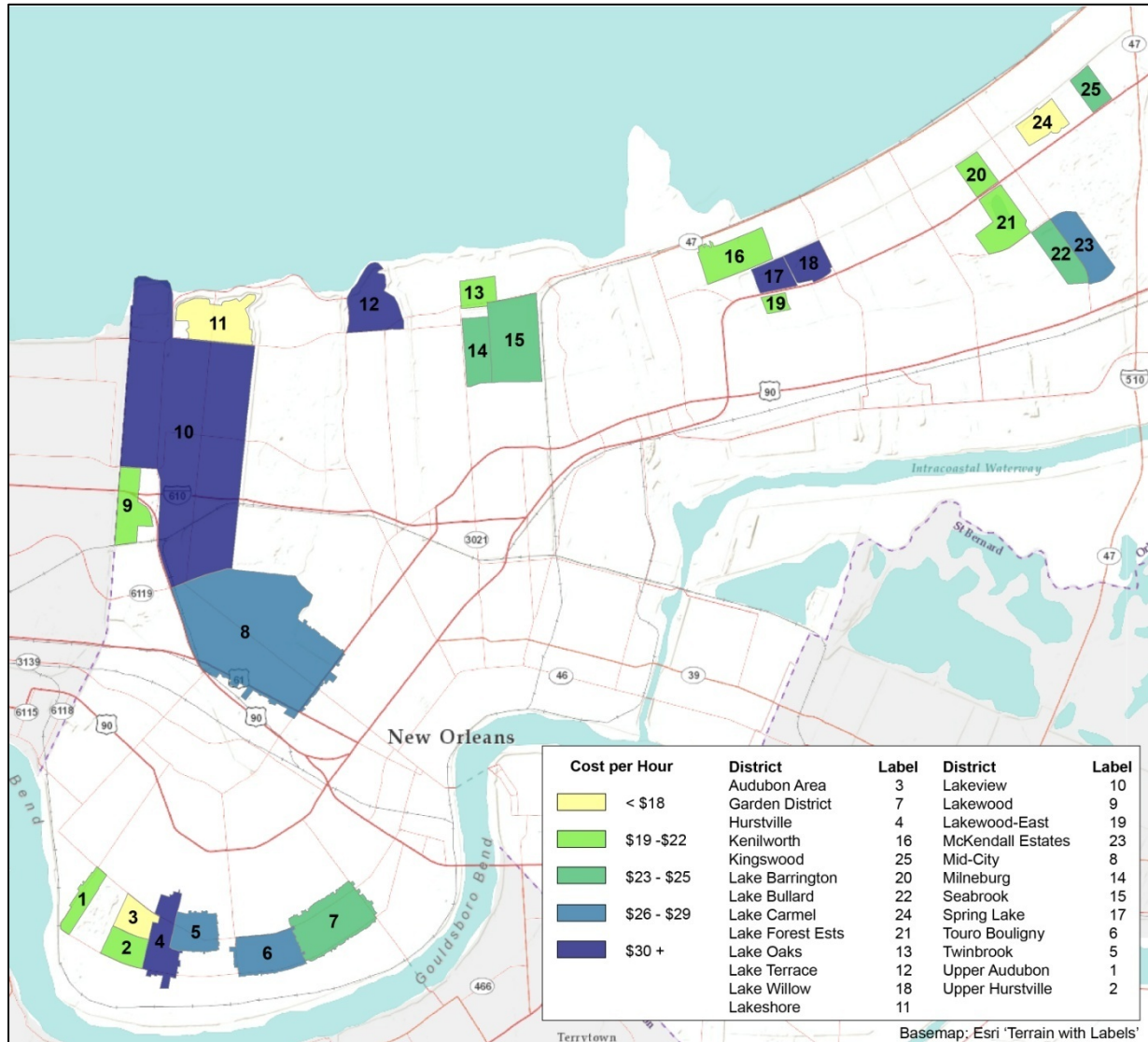
Security District Patrol Providers



District	Patrol Provider
Audubon Area	New Orleans Private Patrol
Garden District	New Orleans Private Patrol and Off-Duty NOPD
Hurricane	Off-Duty NOPD
Kenilworth	New Orleans Security Serv.
Kingswood	New Orleans Security Serv.
Lake Barrington	Dysmas Security
Lake Bullard	New Orleans Security Serv.
Lake Carmel	New Orleans Security Serv.
Lake Forest Estates	Metro Security
Lake Oaks	Metro Security
Lake Terrace	Off-Duty Levee Police
Lake Willow	L&R and Off-Duty NOPD
Lakeshore	Metro Security
Lakeview	NOPD On-Duty
Lakewood	Metro Security
Lakewood-East	New Orleans Security Serv.
McKendall Estates	Off-Duty NOPD
Mid-City	NOPD On-Duty
Milneburg	Metro Security
Seabrook	New Orleans Private Patrol
Spring Lake	Off-Duty Levee Police
Touro Bouligny	Metro Security
Twinbrook	New Orleans Private Patrol
Upper Audubon	Weiser Security
Upper Hurstville	New Orleans Private Patrol and Off-Duty NOPD

Security District Patrol Cost

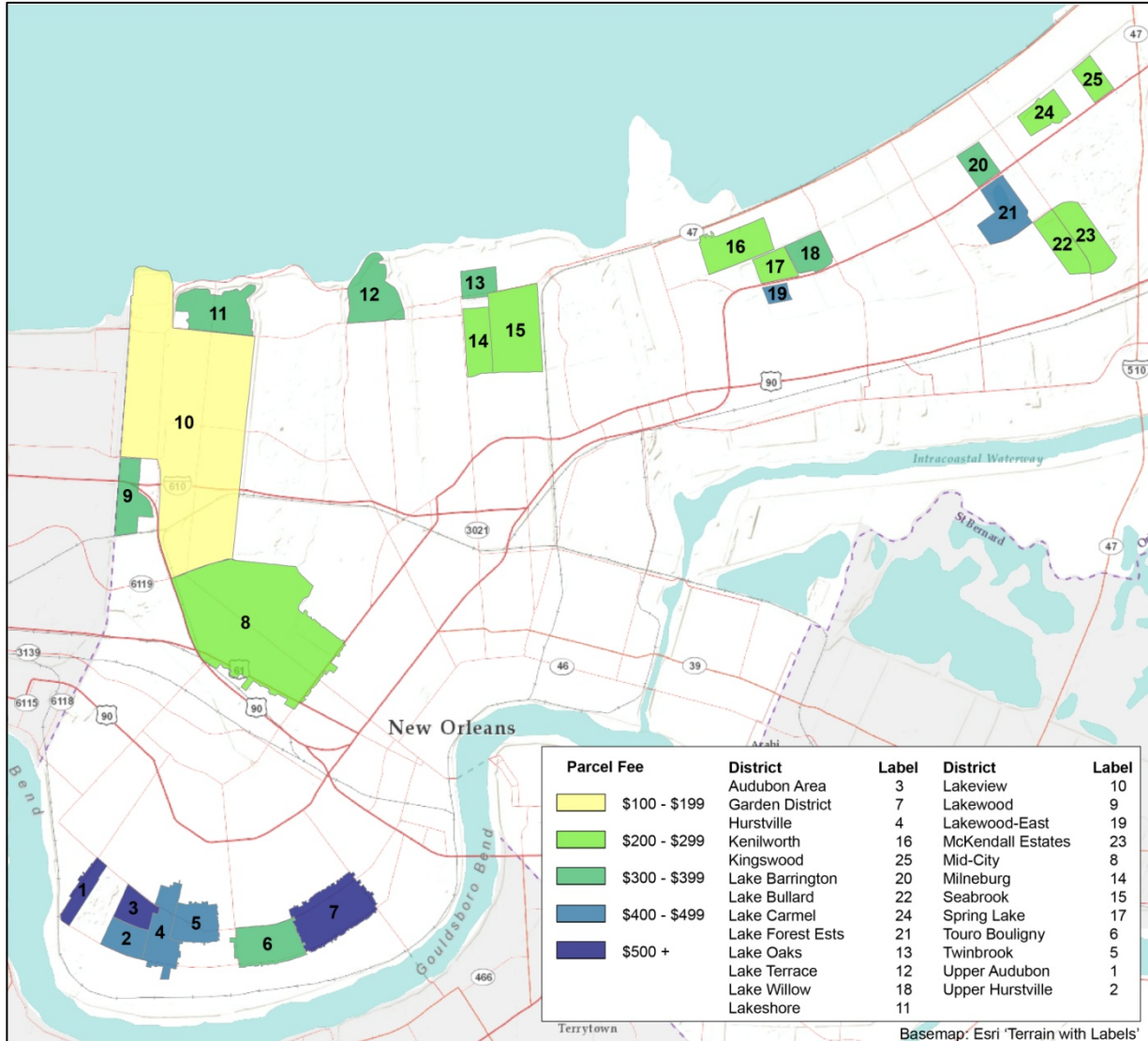
Estimated – Security Spending divided by Reported Hours



District	Cost per Hour
Lake Carmel	\$14
Lakeshore	\$16
Audubon Area	\$17
Lake Forest Estates	\$18
Lake Oaks	\$18
Lakewood	\$18
Lake Barrington	\$19
Upper Audubon	\$19
Upper Hurstville	\$19
Lakewood-East	\$20
Kenilworth	\$21
Kingswood	\$23
Garden District	\$25
Lake Bullard	\$25
Milneburg	\$25
Seabrook	\$25
Twinbrook	\$26
McKendall Estates	\$28
Mid-City	\$28
Touro Bouligny	\$28
Lake Terrace	\$30
Lake Willow	\$30
Lakeview	\$31
Spring Lake	\$32
Hurstville	\$33

Security District Parcel Fees

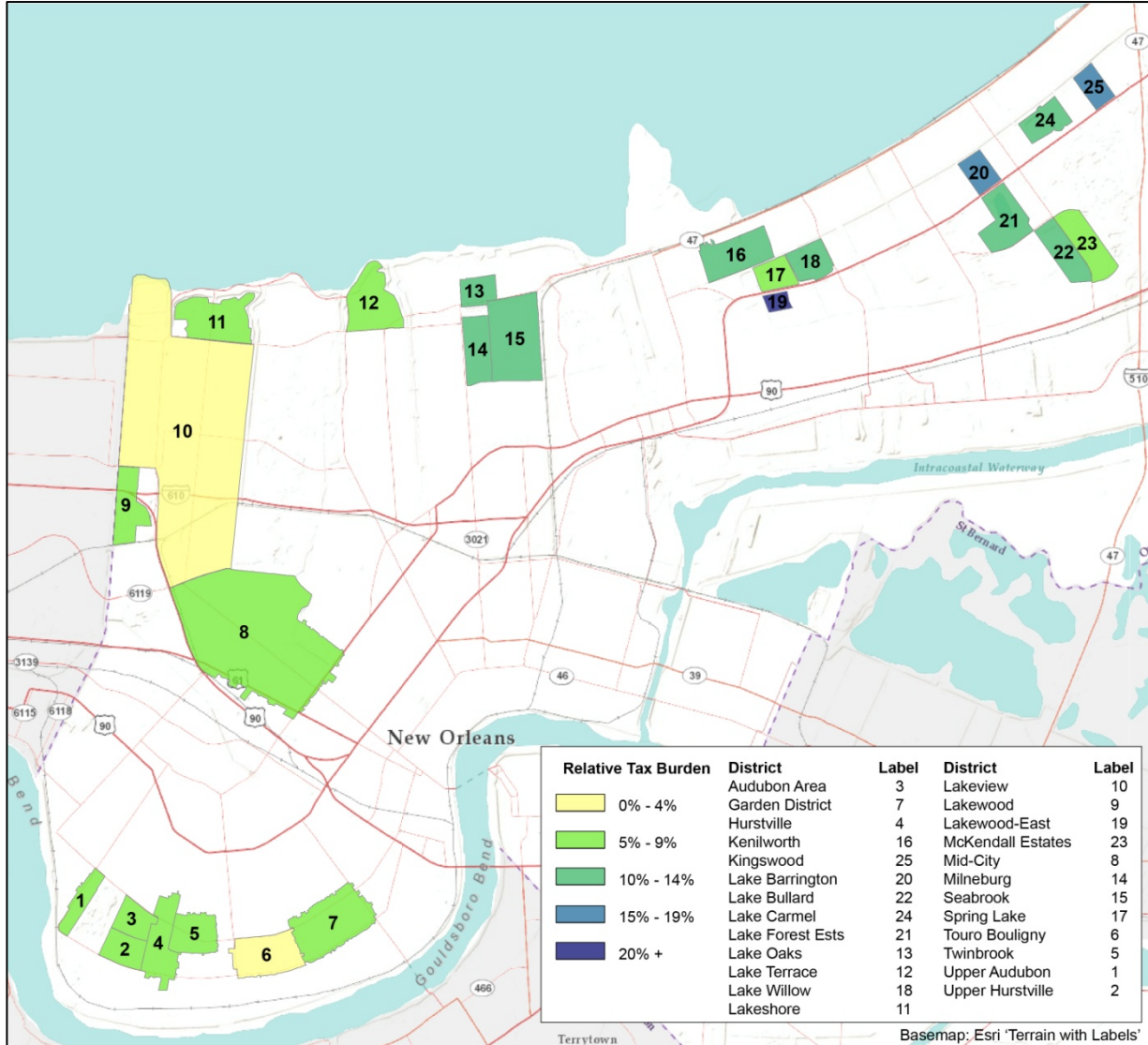
Fee per Property, 2012



District	Fee
Lakeview	\$110
Kenilworth	\$200
Mid-City	\$200
Milneburg	\$200
Seabrook	\$200
Spring Lake	\$200
Kingswood	\$240
Lake Bullard	\$250
Lake Carmel	\$250
McKendall Estates	\$250
Lake Terrace	\$300
Lake Willow	\$300
Lakewood -East	\$300
Touro Bouligny	\$301
Lake Barrington	\$350
Lake Oaks	\$350
Lakeshore	\$360
Upper Hurstville	\$400
Twinbrook	\$440
Lakewood	\$450
Hurstville	\$455
Lake Forest Estates	\$485
Audubon Area	\$500
Upper Audubon	\$500
Garden District	\$527

Security District Relative Tax Burden

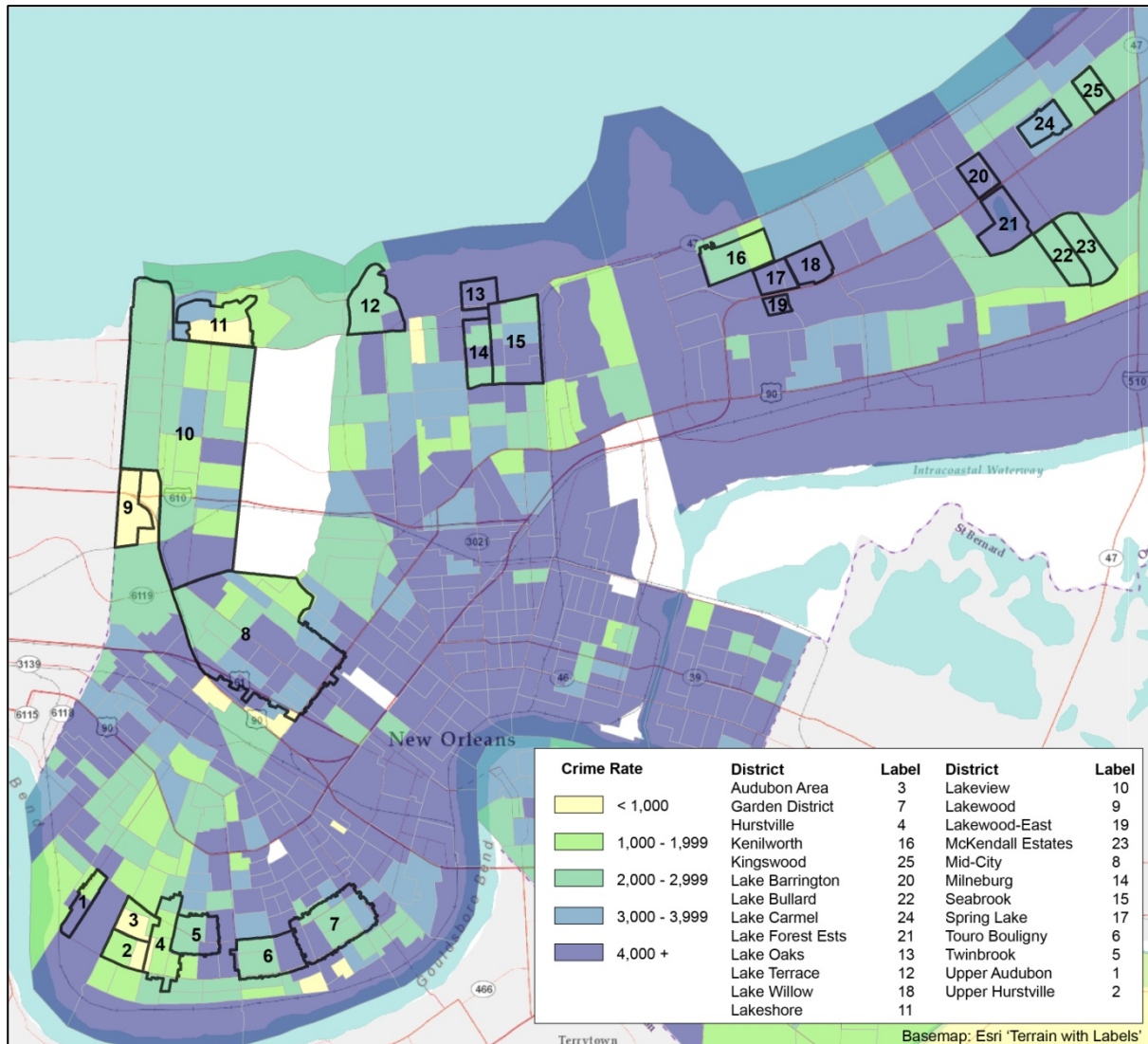
Fee as Percent of Average Property Tax Bill, 2012



District	Relative Tax Burden
Lakeview	4%
Touro Bouligny	4%
Twinbrook	5%
Audubon Area	5%
Lakewood	6%
Upper Hurstville	6%
Hurstville	6%
Upper Audubon	6%
Mid-City	7%
McKendall Estates	7%
Lake Terrace	7%
Lakeshore	8%
Garden District	8%
Spring Lake	9%
Lake Bullard	10%
Lake Oaks	10%
Lake Willow	11%
Kenilworth	12%
Lake Forest Estates	12%
Milneburg	13%
Seabrook	14%
Lake Carmel	14%
Lake Barrington	15%
Kingswood	19%
Lakewood-East	22%

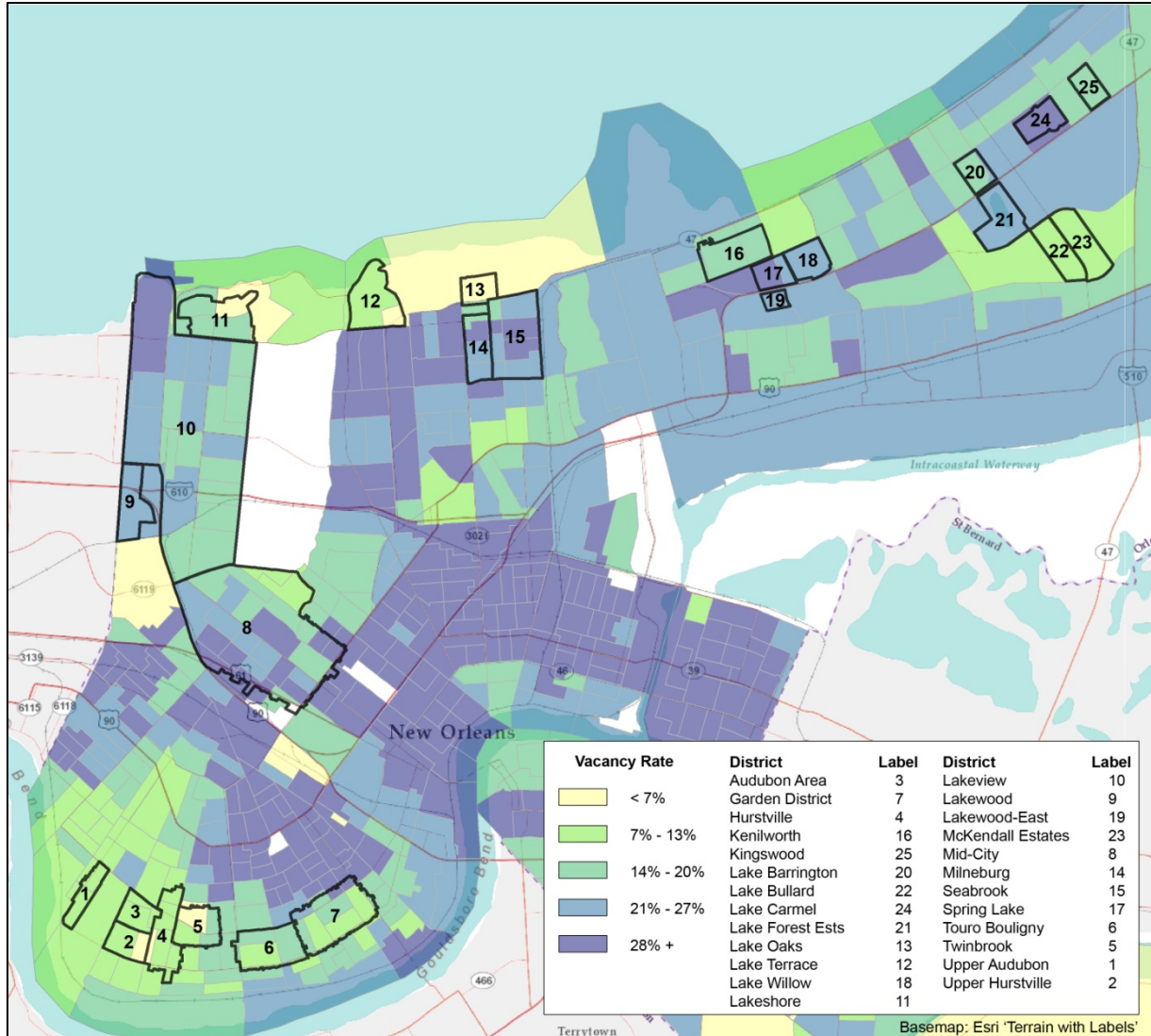
Security Districts and City Crime Rates

UCR Crimes per 100,000 Population, Census Block Groups, 2012



Security Districts and City Vacancy Rates

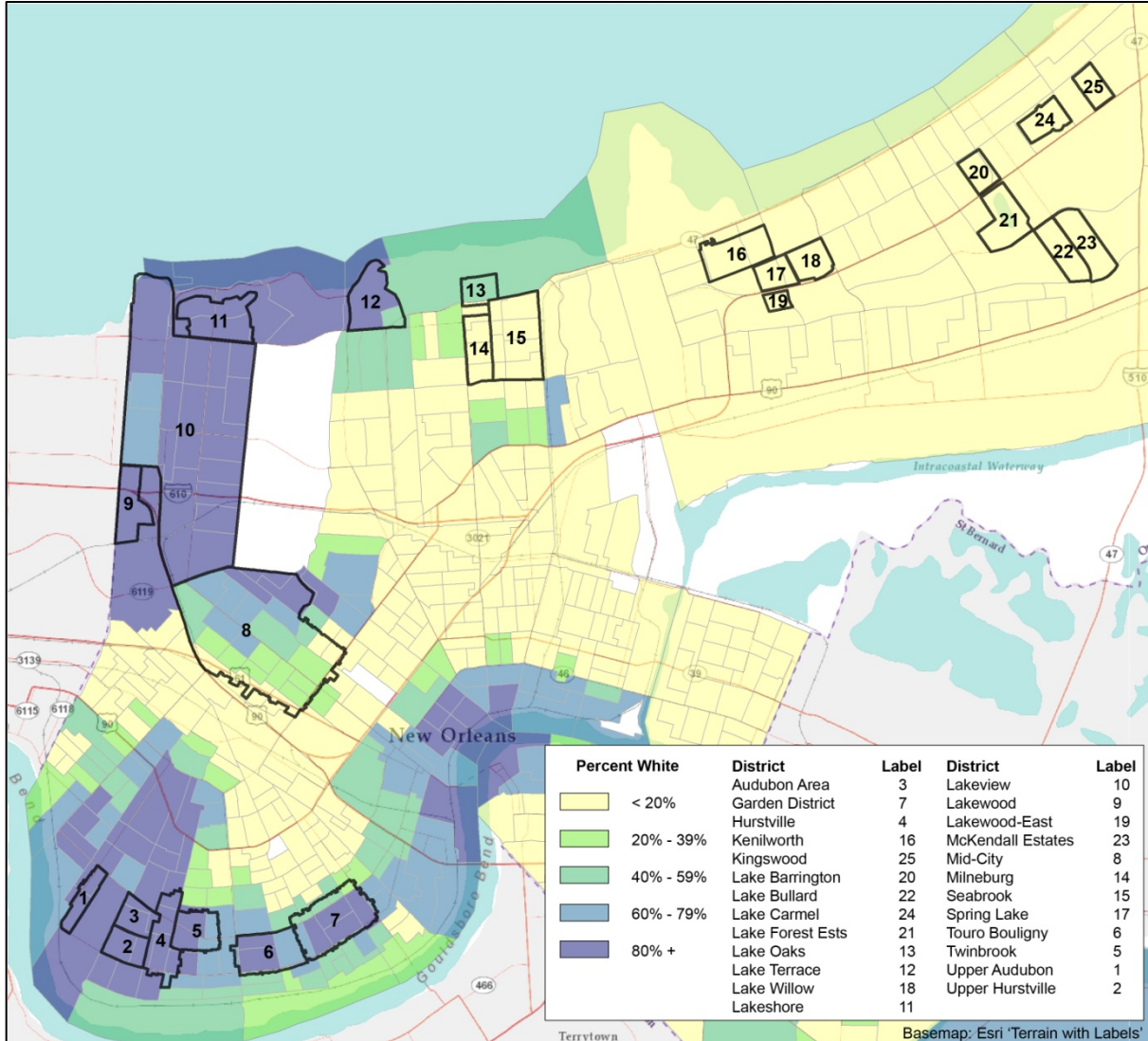
Percent Vacant Housing Units, Census Block Groups, 2010



District	Vacancy Rate
Lake Oaks	4%
McKendall Estates	4%
Lake Terrace	9%
Lake Bullard	10%
Lakeshore	10%
Upper Audubon	10%
Upper Hurstville	10%
Audubon Area	11%
Hurstville	11%
Twinbrook	13%
Kingswood	14%
Kenilworth	15%
Touro Bouligny	15%
Garden District	18%
Lake Carmel	20%
Lake Barrington	21%
Lakewood	22%
Lake Willow	24%
Lakeview	24%
Mid-City	24%
Spring Lake	25%
Seabrook	26%
Milneburg	27%
Lake Forest Estates	28%
Lakewood-East	30%

Security Districts and City Racial Demographics

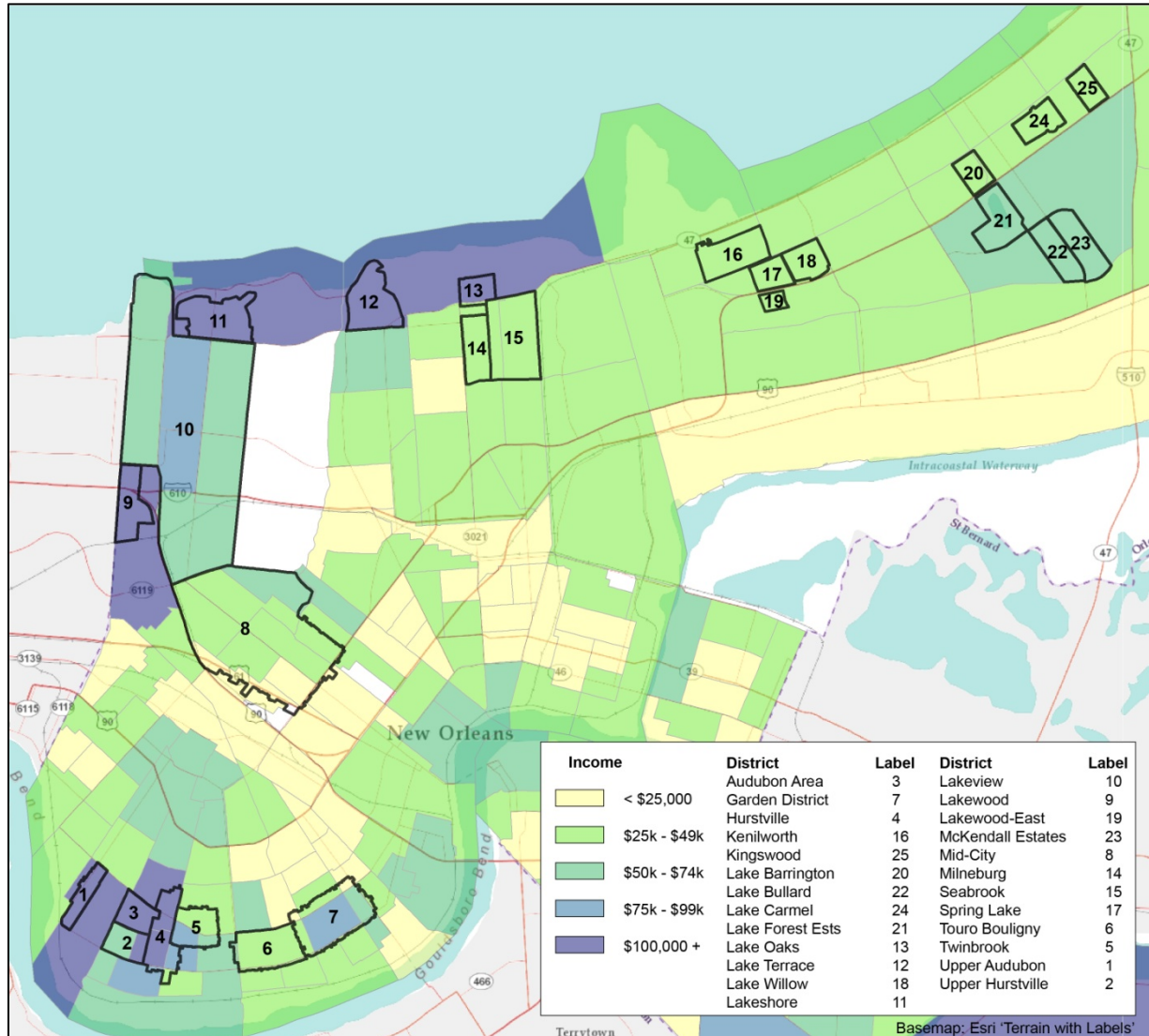
Percent White, Census Block Groups, 2010



District	Pct. Black	Pct. White
Kingswood	97%	0%
McKendall Estates	59%	1%
Lake Barrington	94%	1%
Lake Bullard	77%	2%
Lake Carmel	92%	2%
Kenilworth	95%	3%
Lake Willow	95%	3%
Lake Forest Estates	87%	4%
Lakewood-East	95%	4%
Seabrook	91%	5%
Milneburg	81%	11%
Spring Lake	83%	13%
Lake Oaks	40%	44%
Mid-City	44%	46%
Touro Bouligny	16%	80%
Lake Terrace	10%	81%
Garden District	10%	84%
Lakeview	6%	89%
Lakewood	4%	90%
Upper Audubon	4%	91%
Twinbrook	5%	91%
Lakeshore	2%	94%
Hurstville	2%	94%
Upper Hurstville	2%	95%
Audubon Area	1%	97%

Security Districts and City Income

Median Household Income, Census Tracts, 2011



District	Median Household Income
Mid-City	\$27,710
Lakewood-East	\$36,119
Seabrook	\$38,460
Spring Lake	\$40,729
Milneburg	\$44,663
Lake Willow	\$46,699
Lake Carmel	\$47,402
Touro Bouligny	\$47,824
Garden District	\$50,832
Kingswood	\$50,921
Kenilworth	\$52,371
Lake Barrington	\$61,302
Lakeview	\$63,760
Lake Oaks	\$64,950
Twinbrook	\$80,232
McKendall Estates	\$84,241
Lake Bullard	\$84,603
Lake Forest Estates	\$98,493
Hurstville	\$103,312
Lakeshore	\$107,593
Upper Audubon	\$121,209
Lake Terrace	\$126,167
Upper Hurstville	\$132,343
Lakewood	\$138,959
Audubon Area	\$147,936